

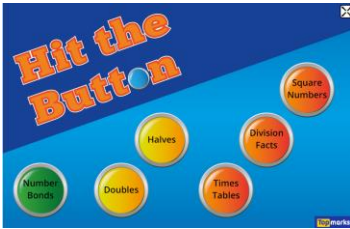

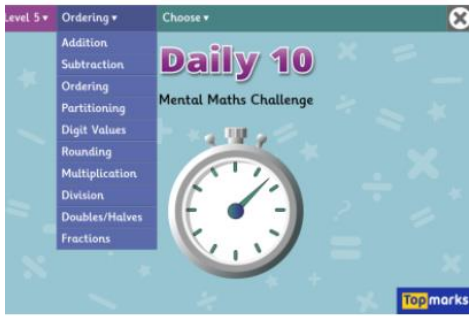







Class 2 Resources on Seesaw	Week 5 Home Learning Topic overview: Mental Health Week				
Class Zoom Meeting 1:30pm Monday- see email invite	Mon 01/02/21	Tues 02/02/21	Wed 03/02/21	Thur 04/02/21	Fri 05/02/21
PE	Start the week calmly by taking part in this breathing meditation exercise: https://www.youtube.com/watch?v=CvF9AEe-ozc	Cosmic Yoga- Pets yoga https://www.youtube.com/watch?v=M5MtR2KSdGk	Join in with the Dinosaur Stomp! https://www.youtube.com/watch?v=lmhi98dHa5w&feature=emb_title	Joe Wicks	Have a go at the home PE challenges:1. Pick up socks! https://www.youtube.com/watch?v=Cv-n9au6pgM 2. Sock ladder https://www.youtube.com/watch?v=BA4XN3Pynig
Please message if you are unsure which colour band your child reads on.	Reading books set on Oxford Owl each week. Blue Turquoise Gold White				
Story videos on Seesaw this week	Story time: Favourite poems: On the Ning Nang Nong, Chocolate Cake, The Reader of This Poem and Please Mrs Butler Class novel: Chapter 9 of the Hodgeheg- complete book review at some point this week Story time: Hiding Heidi (recognising the talents and skills of all people)				
Maths Group A	LO: Make tally charts Count in steps of 2, 5 and 10 Learning video https://vimeo.com/501671369 White Rose activity sheet	LO: Draw pictograms (1-1) Warm ups: Count in steps of 2, 5 and 10 – join in with the song: https://www.youtube.com/watch?v=p2NYeVU-Me4 Learning video: https://vimeo.com/501673699 White Rose activity sheet	LO: Compare objects within 50 Warm up: On top marks, play chopper squad to keep practising one more or less. Take the extra challenge and try with numbers to 100! https://www.topmarks.co.uk/learning-to-count/chopper-squad  Learning video: https://vimeo.com/503099894 White Rose activity sheet	LO: Compare numbers within 50 Warm up: Play coconut odd or even on topmarks: https://www.topmarks.co.uk/learning-to-count/coconut-odd-or-even  Learning video: https://vimeo.com/503102857 White Rose activity sheet	LO: Order numbers within 50 Warm up: Play hit the button- addition and subtraction to 20 https://www.topmarks.co.uk/maths-games/hit-the-button  Learning video: https://vimeo.com/503093819 White Rose activity sheet

Maths group B	<p>LO: Make tally charts Count in steps of 2, 5 and 10</p> <p>Extra: Can you use the number square to count in 3s? What patterns do you notice?</p> <p>Learning video https://vimeo.com/501671369</p>	<p>LO: Draw pictograms (1-1) Count in steps of 2, 5 and 10</p> <p>Extra: Have a go at skip counting in 3s https://www.youtube.com/watch?v=0LjzvbTw8E4</p> <p>Learning video: https://vimeo.com/501673699</p>	<p>LO: Interpret pictograms (1-1) Warm ups: On topmarks, go on daily 10 and choose level 1 or 2 addition</p>  <p>Learning video: https://vimeo.com/501674074</p> <p>White Rose activity sheet</p>	<p>LO: Draw pictograms 2, 5 and 10 Warm ups: On topmarks, go on daily 10 and choose level 1 or 2 subtraction</p>  <p>Learning video https://vimeo.com/504483835</p> <p>White Rose activity sheet</p>	<p>LO: Interpret pictograms (2,5 and 10) Warm up: Play hit the button- addition and subtraction to 20 and 100</p>  <p>Learning video https://vimeo.com/504484570</p> <p>White Rose activity sheet</p>
phonics	Video of tricky words: 5 words on a rota, introduce the new tricky word with explanation of the trick.	Introduce new sound/ rule. Talk through the story and ask the question. Clarify the word meaning.	Recall sound, formation focus video: Quick read of words: developing the fluency Sound out word and write,	Recall sound, story and practice reading sentences, matching to a picture.	Spelling test Tricky word game.
<p>Phonics Miss Pursley's group:</p> <p>/s/ ce soft c. as in dance. Rule: makes a s sound when c is followed by an e.</p> <p>/e/ ea as in bread</p> <p>no rule</p> <p>HFW: revise: like have</p>	<p>Seesaw: Flash cards and spelling test from last week. I would love it if you could send me the scores through:</p> <ol style="list-style-type: none"> 1. deer 2. sheer 3. sneer 4. steers 5. cheerful 6. hare 7. care 8. glares 9. little 10. come <p>New spellings for this week:</p> <ol style="list-style-type: none"> 1. dance 2. pence 3. choice 4. force 5. glance 6. head 7. read 8. bread 9. like 10. have <p>Log into Oxford owl>my class login Username: Millhouse Class 1 Password: Floppyphonics</p>	<p>Log into Phonics play: Username:jan21 Password: home Play the tricky word game: Phase 4 All HFW bottom.</p> <p>Tricky word: seesaw video Practise learning the tricky word: like Say the sounds, say the word phonetically. Look, cover the word and write it down, uncover then check you have it correct.</p> <p>Video: seesaw:</p> <p>Log into Floppy Phonics and revise the the /s/ and /ce/ sounds.</p> <p>Spelling Rule: When c meets a, o, or u, its sound is hard. When c or g meets e, i, or y, its sound is soft /s/.</p> <p>Write each word onto a piece of paper and sort them into two piles.</p>	<p>Seesaw: Flash cards</p> <p>Log into Oxford owl>my class login Username: Millhouse Class 1 Password: Floppyphonics</p> <p>and select: Level 4, Book 24 . pg 3-4 https://www.oxfordowl.co.uk/api/interactives/28388.html</p>  <p>Explore the story talking about the characters.</p> <p>See seesaw video.</p> <p>Practise the ea formation, ensuring they join.</p> <p>Practise reading the /ae/ words. Reading routine, spot the letter group:</p>	<p>Log into Phonics play: Username:jan21 Password: home Play the tricky word game: Phase 4 All HFW bottom.</p> <p>Tricky word: seesaw video Practise learning the tricky word: have Say the sounds, say the word phonetically. Point out the silent e at the end. Look, cover the word and write it down, uncover then check you have it correct.</p> <p>Video: seesaw:</p> <p>Log into Floppy Phonics and revise the the ea as in bread. Remind yourself of the word bank and the silly sentence to remind yourself of which words use ea.</p> <p>Sound out and write: head, bread, feather.</p> <p>Read and write the sentence: The hen pecks at the bits of bread.</p>	<p>Revise all spellings for the week: We will test you on Monday. spellings for this week:</p> <p>Now, as a Friday treat, log into phonics play. Username: jan21 Password: home</p> <p>Phase 4/5</p> <p>I would like you to play three games. The first game is a flash card time trial:</p>  <p>Select phase 5 and 1 minute. How many sounds can you say in 1 minute? Can you beat your score?</p> <p>The second game is called 'Tricky Word Trucks':</p>  <p>Again, select level 4, and Make sure you select the HFW bottom with tricky words.</p>

and select: Level 4, Book 24. pg 1-2
<https://www.oxfordowl.co.uk/api/interactives/28388.html>



Explore the story talking about the characters.

See seesaw video.


Practise the ce formation in handwriting books.

Practise reading the /s/ /ce/ words. Remember to underline the letter group when spotting it. Reading routine, spot the letter group: /s/ /ce/ say the sounds and read the word.

Discuss any words they don't understand the meaning of. Eg: advance (move forward), glance (a quick look)

Rule: vowel e makes the c into a soft c.

See attached sheet.



Sound out and write: **dance, voice, fence**

Read and Write the sentence:

Can I have ten pence for the sweet shop?

Extension if you fancy a challenge:

The prince says we must stand next to the fence and sing!

Can you draw a picture to go with the sentence?

0

ea or **are** say the sounds and read the word.

Discuss any words they don't understand the meaning of on the sheet. dread (a fear), dreadful (awful).

There is no rule again for which to use when. It is more common than you think. Click on the link to spellzone to explore more games.
<https://www.spellzone.com/unit06/page4.cfm>

See attached sheet.

Extension if you fancy a challenge:

My tent is so little that I will bang my head if I stand up in it!



Can you draw a picture to go with the sentence?

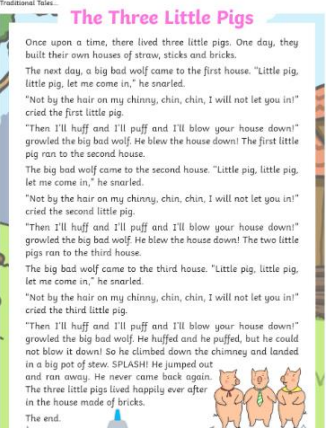
The final game to play the dragons den:



Select Phase 5 and choose a sound that could do with some revision. Read the word on the egg and give it to the red dragon if a fake/ silly word. If it is a real word, then give it to the green dragon.

<p>Phonics Mrs Kershaw's group</p> <p>Alternative /ee/ graphemes</p>	<p>Flashcards to recap prior learning and spelling test: Seesaw video</p> <p>Tested words:</p> <p style="text-align: center;"><u>so</u> <u>do</u> steep stormy lucky she behave trolley</p> <p>New spelling list- read and spot the pattern.</p> <p style="text-align: center;"><u>were</u> <u>where</u> chief shield teacher stream swede stampede</p> <p>Log into Oxford owl>my class login Username: Millhouse class 1 Password: Floppyphonics</p> <p>Select level 5, book 25. page 7-8 See Seesaw video Introduce the tricky words. Introduce the sound for this week- discuss the picture. Write the graphemes ea e_e ie</p>	<p>Seesaw video lesson: Practise tricky words- look, cover, spell and check:</p> <p>Log into Oxford owl>my class login Username: Millhouse class 1 Password: Floppyphonics</p> <p>Select level 5, book 25. page 5-6</p> <p>Recap reading word lists- spot the letter groups, say the sounds and read the word. Find the words in the picture.</p> <p>Read the word lists on the activity sheet.</p> <p>Write the words: field shield leaf leave eve complete</p>	<p>Flashcards to recap prior learning: Rewatch Seesaw video and practise spellings</p> <p>Seesaw video lesson: Recap the word lists. Read the paragraph- spot the graphemes and read for fluency. Write the sentence and draw a picture.</p>	<p>Seesaw video lesson: Practise the tricky words- use them in a sentence.</p> <p>Recap the graphemes that make the sound.</p> <p>Read the sentences- spot the graphemes and read for fluency.</p> <p>Write a sentence – dictation. The chief had to leave because there was a stampede.</p>	<p>Practise your spellings for the test on Monday: look, cover, spell and check.</p> <p>Now, as a Friday treat, log into phonics play. Username: jan21 Password: home</p> <div data-bbox="2407 443 2614 617" data-label="Image"> </div> <p>Select phase 3 and 5a. How many sounds can you say correctly? Can you beat your score?</p> <p>The second game is called 'Tricky Word Trucks':</p> <div data-bbox="2407 821 2614 995" data-label="Image"> </div> <p>Select phase 5 – All HFW</p> <div data-bbox="2386 1073 2644 1268" data-label="Image"> </div> <p>Play cheeky chimps and choose 'ie' to practise the different ways to pronounce the same grapheme. Repeat with another of your choice.</p>
<p>Phonics: Miss Baldwin's group</p> <p>alternative /ur/ graphemes Alternative /u/</p>	<p>Flashcards 1st part to recap prior learning and spelling test: Seesaw videos</p> <p>Tested words:</p> <p style="text-align: center;"><u>again</u> <u>friend</u> verbs turning birthday swirling</p>	<p>Log into Oxford owl>my class login Username: Millhouse class 1 Password: Floppyphonics</p> <p>Select level 5 book 31 page 3-4</p> <p>Seesaw video lesson: Practise tricky words only both</p>	<p>Seesaw video lesson: Flashcards 2nd part</p> <p>Log into Oxford owl>my class login Username: Millhouse class 1 Password: Floppyphonics</p> <p><u>Now we will look at the /u/ sound</u> <u>-re and -our</u> letter groups They come at the end of a root word</p>	<p>Seesaw video lesson Practise tricky words only and both.</p> <p>reread the word lists and add more to each list.</p> <p>Read sentences- spot the graphemes.</p> <p>Dictation sentence:</p>	<p>Practise your spellings and we will do a test each Monday.</p> <p style="text-align: center;"><u>only</u> <u>both</u> learn earth worst world centre</p>

	<p>perfume hurt squirmed burst</p> <p>New spelling list- read and spot the pattern.</p> <p>only both learn earth worst world centre ogre colour favourite</p> <p>Log into Oxford owl>my class login Username: Millhouse class 1 Password: Floppyphonics</p> <p><u>For Monday and Tuesday we will finish the /ur/ sound and start the /u/ sound on Wednesday</u> Select level 5 book 31 page 3-4</p> <p>See Seesaw video Introduce tricky words: only and both Introduce sounds and graphemes Write the graphemes: ear or</p> <p>Today we will focus on Discuss the story and create sentences. Read the word lists on the interactive screen. Complete the reading of first two word lists only on activity sheet.</p> <p>Write the word to match the pictures</p>	<p>Recap- reread word lists- find the words in the picture and verbally create sentences.</p> <p>Use the chip word builder to practise grapheme choices</p> <p>Write some words for each grapheme. earth worth learn earthworm words worst rehearsed</p> <p>Read the sentences and spot the graphemes.</p> <p>Dictation sentence: They worked hard and searched the whole earth for the pearls.</p>	<p>Select level 5 book 31 page 3-4 Discuss the picture- what can you see is happening. Which /u/ words might we say when describing the picture? Verbally construct sentences.</p> <p>Finish the activity sheet- read all of the word lists. Where does each grapheme come in the word? Grapheme spot in the paragraph and practise reading it aloud.</p> <p>Write your own sentence and draw a picture to match.</p>	<p>The centre of the earth worth learning about.</p> <p>Have a go at the /ur/ wordsearch</p> <p>We will look at other letter groups that make the /u/ sound next week.</p>	<p>ogre colour favourite</p> <p>Phonics play Now, as a Friday treat, log into phonics play. Username: jan21 Password: home</p> <p></p> <p>Select phase5 all. How many sounds can you say correctly? Can you beat your score?</p> <p></p> <p>In phase 5- scroll down to find 'investigating alternative spellings' Have a go at the phoneme spotter and then the word sort for the /ur/ sound</p>
English Group A- Lesson videos on Seesaw daily	<p>LO: Identify rhyming words. This week is poetry week! I'll be reading some of my favourite poems to you. If you would like to share your favourite poems, just send me a video and I'll love to hear them.</p>	<p>LO: Recite poems off by heart</p> <p>On the Ning Nang Nong is Nonsense poem. Practise reading it using the written version and cover up one line at a time and see if you can still remember it.</p>	<p>LO: Plan a poem using rhyming words.</p> <p>Today we will plan our ideas for our own version of the Ning Nang Nong.</p> <p>Choose the name of your planet... You could just change the rhymes like we practised on Monday or you could</p>	<p>LO: Write a rhyming poem</p> <p>Today you are going to write the full version of your poem. You can use the writing frame to insert your own ideas.</p>	Comprehension lesson

	<p>Watch the video of reciting the poem 'On the Ning Nang Nong'- a made up place where strange things happen! It's written by Spike Milligan.</p> <p>If you'd like to hear another version and read more poems, visit: https://childrens.poetryarchive.org/poem/on-the-ning-nang-nong/</p> <p>When you've heard the poem, read it using the attached version. Discuss what makes words rhyme- the same or similar sound in the final syllables of a word. (This links with phonics- recognising different letter groups that can make the same sound like are and air)</p> <p>Complete the rhyming strings to add more rhyming words.</p>	<p>How many lines can you cover up and still recite? Can you speak clearly? Can you speak in an interesting voice?</p> <p>Can you practise it as fast as you can? (It can be a bit of a tongue twister) Can you practise it by only saying the sound words? (See my example) Can you perform it in your silliest voice?</p> <p>You might want to add actions to your performance.</p>	<p>change first letter to create a new planet eg. Ting Tang Tong</p> <p>What 4 living things are you going to choose for your poem?</p> <p>Now draw a picture to match your crazy planet and label it with the noises that your living things make!</p>	<p>Then write it up as a presentation page when you are happy with your final poem. You could type it and add a picture.</p> <p>Practise reading it out loud.</p>	
<p>English Group B Lesson videos on Seesaw daily</p>	<p>LO: Identify and use rhyming words This week is poetry week! I'll be reading some of my favourite poems to you. If you would like to share your favourite poems, just send me a video and I'll love to hear them.</p> <p>Watch the video of reciting the poem 'On the Ning Nang Nong'- a made up place where strange things happen! It's written by Spike Milligan If you'd like to hear another version and read more poems, visit: https://childrens.poetryarchive.org/poem/on-the-ning-nang-nong/</p> <p>When you've heard the poem, read it using the attached version. Discuss what makes words rhyme- the same or similar sound in the final syllables of a word. (This links with phonics- recognising different letter groups that can make the same sound like are and air) Underline the pairs of rhyming words in different colours in the poem. Where on the line do we find the rhymes? Complete the rhyming strings to add more rhyming words (Can you add</p>	<p>LO: Perform a poem learned by heart.</p> <p>the Ning Nang Nong is Nonsense poem. Practise reading it using the written version and cover up one line at a time and see if you can still remember it. Can you practise it as fast as you can? (It can be a bit of a tongue twister) Can you practise it by only saying the sound words? (See my example) Can you perform it in your silliest voice?</p> <p>Can you speak loud enough for others to hear? Can you use intonation to emphasise rhyme? Can you use expression to make it interesting for the listener?</p> <p>Practise On the Ning Nang Nong until you know it. Either film yourself performing it or send me your audience comments about your performance at home.</p>	<p>LO: Plan a poem using rhyming words.</p> <p>Today we will plan our ideas for our own version of the Ning Nang Nong.</p> <p>Choose the name of your planet... You could just change the rhymes like we practised on Monday or you could change first letter to create a new planet eg. Ting Tang Tong</p> <p>What 4 living things are you going to choose for your poem?</p> <p>Now draw a picture to match your crazy planet and label it with the noises that your living things make!</p>	<p>LO: Write a rhyming poem</p> <p>Today you are going to write the full version of your poem. You can practise first by using the writing frame to insert your own ideas.</p> <p>Then write it up as a presentation page when you are happy with your final poem. You could type it and add a picture.</p> <p>Practise reading it out loud.</p>	<p>Comprehension lesson</p> <p>Text: On the Ning Nang Nong</p>

	more sounds to the start of the word? ie. sing > sting> sling> spring etc.				
<p>Topic:</p> <p>This is mental health awareness week. Mrs Gray will be doing an assembly and there will be some daily activities to promote good mental health. How many will you complete, and how good will they make you feel? We have a creative focus to many of our topic activities this week to link with Mental Health Week and our PSHE curriculum. We can express ourselves through creativity. Also some of our activities will focus on outdoor learning – being outdoors is linked to mental well being.</p>	<p>RE Celebrations</p> <p>See Seesaw lesson from Mrs Parkin.</p> <p>I will attach the weekly weather report and you can complete on whichever day is best for you.</p>	<p>Art/ PSHE</p> <p>LO: To think about themselves, learn from their experiences, recognise and celebrate their strengths.</p> <p>Portraits – Expressing ourselves</p> <p>Draw a self-portrait in the centre of a page. This video gives tips about how to draw self portraits:</p> <p>https://www.bbc.co.uk/teach/class-clips-video/art-and-design-draw-self-portrait/z6ytscw</p> <p>Then surround yourselves with pictures of your strengths and all the things you like about yourself. What do other people say they like about you (friends, parents or teachers)?</p> <p>You can use any materials/ media you wish. Just express yourself!</p>	<p>Outdoor learning</p> <p>LO: To understand that being outside helps us to feel good.</p> <p>Art/ Reading :Living books</p> <p>https://www.ltl.org.uk/resources/living-books/</p> <p>Get outside! Create scenes from favourite stories using natural materials. Talk about how it makes children feel completing activities outside.</p>	<p>Art/ PSHE</p> <p>LO: To recognise positive and negative feelings.</p> <p>Beautiful Oops</p> <p>Watch the video:</p> <p>https://www.youtube.com/watch?v=2fZjMYdQjGM</p> <p>Discuss how children feel when they make a mistake?</p> <p>Talk about how we can learn from our mistakes.</p> <p>Create own piece of art based on a mistake e.g torn paper/ hole/ smudge. This reminds us not to worry about mistakes.</p>	<p><u>Handwriting</u>- See video clip on Seesaw. Months of the year (jumbled- can you spell them all as well as use correct letter sizes for capital and lower case?)</p> <p>Outdoor learning</p> <p>Science – Making rainbows</p> <p>LO: Working scientifically - observing closely, using simple equipment</p> <p>https://www.ltl.org.uk/resources/making-rainbows/</p>