














	Spring 1 Week 25.1.21 Home learning.					Wednesday - Class Zoom meet up - invite to follow!					Please go on TT Rock stars every day too! Aim for 15 minutes daily!					Monday and Friday - Seesaw story Fantastic Mr Fox Miss D and Mrs N									
	Mon 25/01/21					Tues 26/01/21					Wed 27/01/21					Thurs 28/01/21					Fri 29/01/21				
Keeping Active	PE: Joe Wicks workout https://www.youtube.com/watch?v=mhHY8mOQ5eo																								
Spelling session	Group 1/ Group 2 - The suffix -ly https://spellingframe.co.uk/ Group 3 - Phonics (detailed below) - a-e split digraph																								
Phonics Miss Marshall Group only	 <p>Buried Treasure Good for: Practising blending Teaching Ideas https://www.phonicsplay.co.uk/resources https://www.youtube.com/watch?v=f0aCGmNNI-s&safe=active</p>					 <p>Dragons Den Good for: Practising blending Teaching Ideas https://www.phonicsplay.co.uk/resources</p>					 <p>Picnic on Pluto Good for: Practising blending Teaching Ideas https://www.phonicsplay.co.uk/resources</p>					 <p>Flashcards Speed Trials Good for: Grapheme recognition Teaching Ideas https://www.phonicsplay.co.uk/resources</p>					 <p>Flashcards Time Challenge Good for: Building speed Teaching Ideas https://www.phonicsplay.co.uk/resources https://www.youtube.com/watch?v=f0aCGmNNI-s&safe=active</p>				
Maths Multiplication and division	Yr 3: Count money (pound) Recap https://vimeo.com/497344241 Yr 4: What is area? https://vimeo.com/499229510					Yr 3: pounds and pence https://vimeo.com/497345587 Yr 4: What is area? https://vimeo.com/499229510					Yr 3: Convert pounds and pence https://vimeo.com/497942634 Yr 4: Counting squares https://vimeo.com/500381471					Yr 3: Add money https://vimeo.com/498286318 Y4: Making shapes https://vimeo.com/500864228					Yr 3: Subtract money https://vimeo.com/498297373 Y4: Comparing area https://vimeo.com/501678823				
	Daily reading -pick a book and read a few pages. Parents/ siblings could read to you too! Please send us book reviews of stories that you have enjoyed! https://home.oxfordowl.co.uk/reading/free-ebooks/ has books to read linked to your child's book band - ask if you are not sure.																								

<p>English</p> <p>Talk for writing</p>	<p>Focus: Edit and improve work</p> <p>Can you edit and improve my story? Improve the sentences by adding different features.</p> <p>LO: Can use set structures, vocabulary and grammar discussed in similar texts to support own planning.</p> 	<p>Focus: Plan your own story</p> <p>Complete the planning template, thinking about the story you are going to write tomorrow.</p> <p>LO: Can plan writing by: discussing and recording ideas.</p> 	<p>Focus: Independent write</p> <p>Write your own version of the story. All about an animal that came to tea!</p> <p>LO: Can draft and write by: composing and rehearsing sentences orally (including dialogue), progressively building a varied and rich vocabulary and an increasing range of sentence structures.</p>	<p>Cracking Comprehension</p> <p>Y3: A cat called penguin</p>  <p>Y4: A diary of a Killer Cat</p> 	<p>Grammar:</p> <p>LO: understand clauses</p> <p>LO: be able to identify a main clause and a subordinate clause</p>
<p>Topic</p>	<p>Music:</p> <p>Oak National Academy Unit: Pulse and metre</p> <p>Lesson 3: Exploring 2 beats in a bar</p> <p>https://classroom.thenationalacademy/lessons/exploring-2-beats-in-a-bar-6xk34d</p>	<p>Geography: Volcanoes and Earthquakes</p> <p>Lesson 3: Complete the quiz. Then watch the video</p> <p>How are volcanoes made?</p>  <p>https://classroom.thenationalacademy/lessons/how-are-volcanoes-made-71h3cd</p>	<p>RE:</p> <p>Special places and what they mean -</p> <p>Islam - looking at pattern and designing a prayer mat</p>  <p>Handwriting</p>	<p>Science</p> <p>How heating and cooling changes states of matter</p> <p>Investigating the contracting and expanding due to heating and cooling</p> 	<p>ICT</p> <p>Purple Mash Coding</p>  <p>Haunted Scene</p> <p>French</p> <p>Practise introducing ourselves and responding to meeting a new person</p>
<p>Additional learning resources parents may wish to engage with:</p> <p>See the school website - home learning hub page - for links to lots of great home-learning sites.</p>					