












Class 3	Spring 2 Week 2 Home learning.					<b>Wednesday - Class Zoom meet up - invite to follow!</b>	<b>Please go on TT Rock stars every day too! Aim for 15 minutes daily!</b>	<b>Monday and Friday - Seesaw story Fantastic Mr Fox Miss D and Mrs N</b>
	Mon 01/03/21	Tues 02/03/21	Wed 03/03/21	Thurs 04/03/21 A special day of activities linked to World Book day!	Fri 05/03/21			
Keeping Active	<b>PE:</b> Joe Wicks workout <a href="https://www.youtube.com/watch?v=mhHY8mOQ5eo">https://www.youtube.com/watch?v=mhHY8mOQ5eo</a>							
Spelling session	<b>Group 1 - Phonics (detailed below)</b> - ew grapheme group 2/ Group 3 - Words ending with -ous (week 2 of 2) <a href="https://spellingframe.co.uk/">https://spellingframe.co.uk/</a>							
<b>Maths</b>	Yr 3: Compare lengths  <a href="https://vimeo.com/506146737">https://vimeo.com/506146737</a>  Yr 4: Calculate fractions of a quantity.  <a href="https://vimeo.com/511499873">https://vimeo.com/511499873</a>	Yr 3: Compare length (2)  <a href="https://vimeo.com/506146737">https://vimeo.com/506146737</a>  Yr 4: Problem solving - calculate quantities.  <a href="https://vimeo.com/511578840">https://vimeo.com/511578840</a>	Yr 3: Add lengths  <a href="https://vimeo.com/506146810">https://vimeo.com/506146810</a>  Yr 4: Recap session- addition and subtraction (column method)	 <b>Share a Dream Day</b> Mrs Noyland will read a paragraph from the BFG for you when the BFG talks about catching dreams	Y3: Subtract length  <a href="https://vimeo.com/506146876">https://vimeo.com/506146876</a>  Y4: x4 and x8 multiplication Recap of these and relate to division facts  Recap of these and relate to division facts			
<b>Phonics</b> <b>Miss Marshall</b> <b>Group only</b>	Use the spelling sheet to copy out the words. Remember beautiful cursive handwriting.  <a href="https://www.youtube.com/watch?v=spiH4piN3yc&amp;safe=active">https://www.youtube.com/watch?v=spiH4piN3yc&amp;safe=active</a>	 <b>Dragons Den</b> Good for: Practising blending Teaching Ideas	 <b>Tricky Word Trucks</b> Good for: Practising reading tricky words. Teaching Ideas	Filling our Dream Catcher - As we start to look forward to the end of the pandemic let us think about our dreams for the future and add them to our special cup. We will use adjectives and expanded noun phrases for this activity (and we can decorate our cup!). The BFG would be proud.	 <b>Grab a Giggling Grapheme</b> Good for: Matching phonemes and graphemes. Teaching Ideas			

	<p><b>Daily reading –pick a book and read a few pages. Parents/ siblings could read to you too! Please send us book reviews of stories that you have enjoyed!</b>  <a href="https://home.oxfordowl.co.uk/reading/free-ebooks/">https://home.oxfordowl.co.uk/reading/free-ebooks/</a> has books to read linked to your child's book band - ask if you are not sure.</p>				
<p><b>English</b></p> <p>Talk for writing</p> <p>Marvellous monster</p>	<p><b>Focus: Monster talk game!</b>          Explore monster words by playing the monster talk game with compound words. Create new monster words and write a definition for each.</p> 	<p><b>Focus: Monster comprehension.</b>          Answer the questions thinking about the information about Marvellous monsters. Can you remember all the information?</p> <p>Create your own information poster on a marvellous monster? Perhaps it could be in the style of top trumps!</p>	<p><b>Focus: Help I've seen a monster!</b>          Let's investigate some of the words and phrases that would help you to describe a monster to a friend if you saw one.</p> 	<p><b>Use the Poem</b>  <b>For this activity I will read a poem on Seesaw. Your task is to close your eyes and listen at least twice. When the poem has ended draw what you think you heard in poem</b></p> 	<p>Cracking Comprehension          Y3: The Worst Witch</p>  <p>Y4: Cracking Comprehension          The War Boy</p> 
<p><b>Topic</b></p>	<p><b>Music</b> – lesson 1 body percussion basics.</p> <p><a href="https://classroom.thenationalacademy/lessons/body-percussion-basics-69j30t">https://classroom.thenationalacademy/lessons/body-percussion-basics-69j30t</a></p>	<p><b>Geography:</b> Volcanoes and Earthquakes</p> <p><b>Lesosn 5-</b> What happens when a volcano erupts?</p> <p>Watch the video and complete the task.</p> <p><a href="https://classroom.thenationalacademy/lessons/what-happens-when-a-volcano-erupts-cmtp8r">https://classroom.thenationalacademy/lessons/what-happens-when-a-volcano-erupts-cmtp8r</a></p>	<p><b>Science</b>  <b>Introduction to rocks:</b>  <b>Metamorphic rock</b></p> 	<p><b>Craft activities linked to World Book Day</b>  <a href="https://www.instructables.com/How-to-make-a-Dreamcatcher-2/">https://www.instructables.com/How-to-make-a-Dreamcatcher-2/</a></p> <p>Task: Decorate an object -          1. Think of your favourite book          2. Choose an object - pebble, potato, wooden spoon, sock, plate, or anything else you can think of.          Now decorate your item in the style of the book.</p> <p>Fantastic Mr Fox sock puppet - see below (I will make one to</p>	<p><b>French: pets</b></p>  <p><b>ICT</b>          sending an email and attachment with this</p>

				show you on Seesaw) 	
<p>Additional learning resources parents may wish to engage with:</p> <p>See the school website - home learning hub page - for links to lots of great home-learning sites - <a href="http://www.millhouseprimary.co.uk">www.millhouseprimary.co.uk</a></p>					