
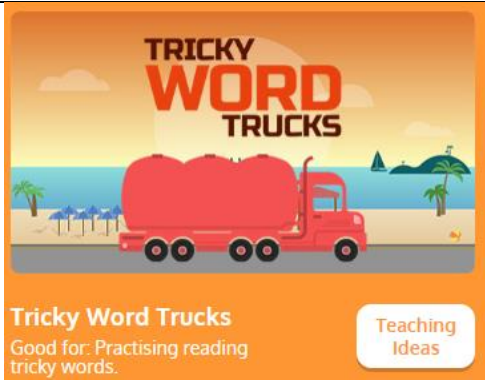




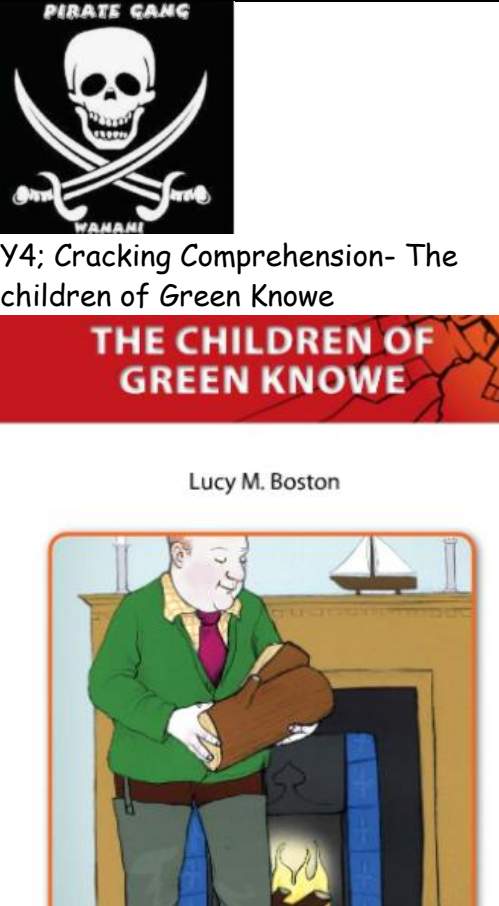




	Spring 2 Week 1 Home learning.				
	<div style="background-color: #00aaff; color: white; padding: 5px; text-align: center;"> <b>Wednesday - Class Zoom meet up - invite to follow!</b> </div>		<div style="background-color: #ffff00; padding: 5px; text-align: center;"> <b>Please go on TT Rock stars every day too! Aim for 15 minutes daily!</b> </div>		<div style="background-color: #ffcc00; padding: 5px; text-align: center;"> <b>Monday and Friday - Seesaw story Fantastic Mr Fox Miss D and Mrs N</b> </div>
	Mon 22/02/21	Tues 23/02/21	Wed 24/02/21	Thurs 25/02/21	Fri 26/02/21
Keeping Active	<b>PE:</b> Joe Wicks workout <a href="https://www.youtube.com/watch?v=mhHY8mOQ5eo">https://www.youtube.com/watch?v=mhHY8mOQ5eo</a>  We have a new weekly dance session that will build up to a final dance! Here's our first one: <a href="https://drive.google.com/file/d/149q6MTyuduDcXIZPp8lkrBwgxJPLER3G/view?usp=sharing">https://drive.google.com/file/d/149q6MTyuduDcXIZPp8lkrBwgxJPLER3G/view?usp=sharing</a>				
Spelling session	Group 1 - Phonics (detailed below) ue grapheme group 2/ Group 3 - Words ending with -ous (week 1 of 2) <a href="https://spellingframe.co.uk/">https://spellingframe.co.uk/</a>				
Phonics Miss Marshall Group only	INSET DAY	 <p><b>Dragons Den</b> Good for: Practising blending</p>	 <p><b>Tricky Word Trucks</b> Good for: Practising reading tricky words.</p>	 <p><b>Flashcards Time Challenge</b> Good for: Building speed</p>	 <p><b>Grab a Giggling Grapheme</b> Good for: Matching phonemes and graphemes.</p>
Maths	INSET DAY	Yr 3: Measure length  <a href="https://vimeo.com/503131096">https://vimeo.com/503131096</a>  Yr 4: subtract fractions	Yr 3: measure length (metres)  <a href="https://vimeo.com/504466031">https://vimeo.com/504466031</a>  Yr 4: subtract 2 fractions	Y3: equivalent length (m and cm)  <a href="https://vimeo.com/504467081">https://vimeo.com/504467081</a>  Y4 Fractions of a set of objects (1)  <a href="https://vimeo.com/510395871">https://vimeo.com/510395871</a>	Y3 equivalent length (cm and mm)  <a href="https://vimeo.com/504918866">https://vimeo.com/504918866</a>  Y4 Fractions of a set of objects (2)  <a href="https://vimeo.com/510590763">https://vimeo.com/510590763</a>
	<b>Daily reading -pick a book and read a few pages. Parents/ siblings could read to you too! Please send us book reviews of stories that you have enjoyed!</b> <a href="https://home.oxfordowl.co.uk/reading/free-ebooks/">https://home.oxfordowl.co.uk/reading/free-ebooks/</a> has books to read linked to your child's book band - ask if you are not sure.				
English		<b>Focus:</b> Getting to know the text.	<b>Focus:</b> Getting to know the text.	Cracking Comprehension Y3: Who's a clever girl then ?	Grammar: Recapping the rules for using a and an

<p>Talk for writing</p> <p>Marvelous monster</p>		<p>Read the text and answer the complete the "respond to the text" activity.</p> 	<p>Reread the text. Then complete the drawing activity along with the recall activity.</p> 	 <p>Y4; Cracking Comprehension- The children of Green Knowe</p>													
<p><u>Topic</u></p>		<p><u>Geography: Volcanoes and Earthquakes</u></p> <p><u>Lesosn 4-</u> How does an earthquake occur.</p> <p>Watch the video and complete the task.</p> <p><a href="https://classroom.thenational.academy/lessons/how-does-an-earthquake-occur-6dk3gt">https://classroom.thenational.academy/lessons/how-does-an-earthquake-occur-6dk3gt</a></p>	<p><u>RE:</u> <u>Inside a Buddhist temple</u></p> 	<p><u>Science</u> <u>Introduction to rocks:</u></p> <h1>Class 3 Science</h1> <p>INTRODUCTION TO ROCKS LO: HOW ARE IGNEOUS AND METAMORPHIC ROCKS FORMED</p>	<p><u>French: Colours</u></p> <p>Colours - Couleurs</p> <table border="0"> <tr> <td>white couleur blanche</td> <td>yellow le jaune</td> <td>orange l'orange</td> </tr> <tr> <td>red le rouge</td> <td>pink le rose</td> <td>purple le violet/ la couleur violette</td> </tr> <tr> <td>blue le bleu / le couleur-bleue</td> <td>green le vert/ le couleur-verte</td> <td>black le noir</td> </tr> <tr> <td>grey le gris/ la couleur grise</td> <td>brown le marron</td> <td></td> </tr> </table> <p><u>ICT</u> <u>Introduction to email</u> <u>Safety using email</u></p>	white couleur blanche	yellow le jaune	orange l'orange	red le rouge	pink le rose	purple le violet/ la couleur violette	blue le bleu / le couleur-bleue	green le vert/ le couleur-verte	black le noir	grey le gris/ la couleur grise	brown le marron	
white couleur blanche	yellow le jaune	orange l'orange															
red le rouge	pink le rose	purple le violet/ la couleur violette															
blue le bleu / le couleur-bleue	green le vert/ le couleur-verte	black le noir															
grey le gris/ la couleur grise	brown le marron																
<p>Additional learning resources parents may wish to engage with:</p> <p>See the school website - home learning hub page - for links to lots of great home-learning sites. <a href="http://www.millhouseprimary.co.uk">www.millhouseprimary.co.uk</a></p>																	

