


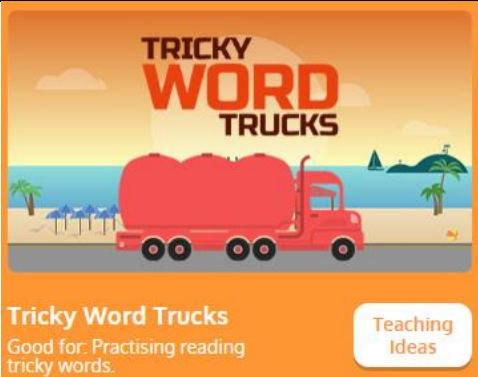

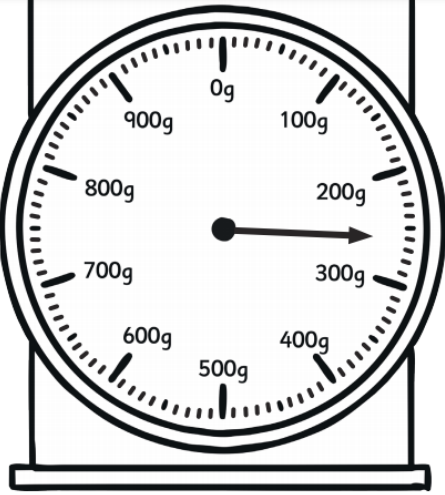







	Spring 1 Week 6 Home learning.					Wednesday - Class Zoom meet up - invite to follow!	Please go on TT Rock stars every day too! Aim for 15 minutes daily!	Monday and Friday - Seesaw story Fantastic Mr Fox Miss D and Mrs N
	Mon 08/02/21	Tues 09/02/21	Wed 10/02/21	Thurs 11/02/21	Fri 12/02/21			
Keeping Active	PE: Joe Wicks workout https://www.youtube.com/watch?v=mhHY8mOQ5eo							
Spelling session	Group 1 - Phonics (detailed below) o-e split digraph group 2/ Group 3 - Words ending with -sion https://spellingframe.co.uk/							
Maths	Yr 3: Draw bar charts (no sheet, activities within the video) https://vimeo.com/501677687 Yr 4: Equivalent fractions (2) https://vimeo.com/504801539	Yr 3: Bar charts https://vimeo.com/502337848 Yr 4: Fractions greater than 1 https://vimeo.com/505143644	Yr 3: Tables https://vimeo.com/502338566 Yr 4: count in fractions https://vimeo.com/506082065	Yr 3: Interpret Data https://vimeo.com/502337848 https://vimeo.com/502338566 y4: add 2 or more fractions https://vimeo.com/507468794	 <p>Fantastic Mr Fox Day! Mr Fox is definitely a feel good character!</p>			
Phonics Miss Marshall Group only	 <p>https://www.youtube.com/watch?v=qC1fTHIWLOI&safe=active o-e split digraph</p>				<p>Maths activity: We hope you have lots of fun with this baking activity! Baking lets us practise excellent skills in reading scales, see below, not to mention reading and following instructions. Today is all about Mr Fox and his family making friends with the Farmers (he has decided buns might be VERY GOOD idea! Here are the ingredients and the recipe will be added to Seesaw/</p>			

					<p>Purple mash next week.</p>  <p>Ingredients</p> <p>100g plain flour</p> <p>20g cocoa powder</p> <p>140g caster sugar</p> <p>1½ tsp baking powder</p> <p>40g unsalted butter (at room temperature)</p> <p>120ml whole milk</p> <p>1 egg</p> <p>¼ tsp vanilla extract</p> <p>https://www.bbcgoodfood.com/recipes/amazing-chocolate-cupcakes</p>
<p>Daily reading –pick a book and read a few pages. Parents/ siblings could read to you too! Please send us book reviews of stories that you have enjoyed! https://home.oxfordowl.co.uk/reading/free-ebooks/ has books to read linked to your child's book band - ask if you are not sure.</p>					
<p>English</p> <p>Talk for writing</p> <p>Fantastic Mr Fox</p>	<p>Focus: using expanded noun phrases within our writing.</p> <p>Pick out the nouns in the paragraph and add expanded noun phrases.</p> <p>LO: expand noun phrases by the addition of modifying adjectives, nouns and preposition phrases.</p>	<p>Focus: using expanded noun phrases within our writing.</p> <p>Write a paragraph about Fantastic Mr Fox, adding lots of exciting, interesting ENPs.</p> <p>LO: expand noun phrases by the addition of modifying adjectives, nouns and preposition phrases.</p>	<p>Focus: Write a similar opening chapter!</p> <p>Pick 3 different characters to describe, you might pick 3 builders, 3 zoo keepers or 3 teachers.</p> <p>LO: Use some of structures, vocabulary and grammar discussed in similar texts to support own planning and writing.</p>	<p>Cracking Comprehension Y3: Coasts</p>  <p>Y4; Cracking Comprehension- Robots</p> 	<p>Write a letter to Fantastic Mr Fox</p> <p>Tell him exactly what he can make/ give to each farmer to solve his situation and make friends with him. We can describe what we will give to each farmer and even add an illustration. What would each farmer want... Hmmm Boggis, Bean and Bunce, they are quite awkward farmers !</p>
<p>Topic</p>	<p>Music: Oak National Academy Unit: Pulse and metre</p>	<p>Geography: Creative task! This is the second Tuesday afternoon to</p>	<p>RE: Special Places in Buddhism</p>	<p>Science Looking at those materials that are not just one state of matter !</p>	<p>Design Technology</p>

	<p>Lesson 5: Exploring 6 beats in a bar https://classroom.thenationalacademy/lessons/exploring-6-beats-in-a-bar-c5jpce</p>	<p>create your own volcano. Can't wait to see these after half term!</p>  <p>I have attached a sheet to Purplemash! Good luck!</p>	<p>The Temple</p>  <p>Handwriting</p>	<p>Recap</p> <p>How do we measure temperature?</p> <p>What is a fixed point?</p> <p>Solid, liquid or gas?</p> <p>Exit Quiz</p>	<p>Fantastic Mr Fox and his family deserve some new clothing, really - they work so hard !)</p> <p>We are going to use some templates to design/create new clothes for Mr Fox, his wife and the four fox children. We can use paint, collage, nature - I will give you lots of design ideas.</p> 
<p>Additional learning resources parents may wish to engage with:</p> <p>See the school website - home learning hub page - for links to lots of great home-learning sites.</p>		<p>Also for FeelGood Friday - The Big Garden Birdwatch: the dates have passed for this but it would be still interesting to see what you can see watching the species who arrive in your garden.</p> <p>https://www.rspb.org.uk/get-involved/activities/birdwatch/</p> <p>https://www.youtube.com/watch?v=JA16gC-cXgQ&feature=youtu.be&safe=active</p>			